

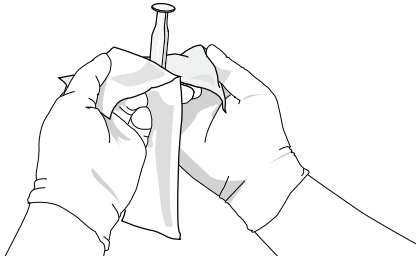
CitraFlow™

Sodium Citrate USP lock Prefilled Syringes

Prior to initiation of a venous access session, aspirate and discard the solution that was instilled in the Vascular Access Device (VAD) during the previous session in accordance with institution's protocol.

At the completion of each venous access session, flush the lumens of the VAD with sterile 0.9% Sodium Chloride USP solution to remove any blood, medication or other substance remaining in the VAD.

Usage Guidelines



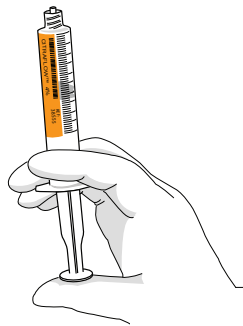
1

Aseptically open package containing CitraFlow™ prefilled syringe(s)*. Visually inspect the contents of each prefilled syringe for clarity, particulate matter, precipitate, discoloration and leakage prior to use. Do not use if any of the aforementioned is observed.



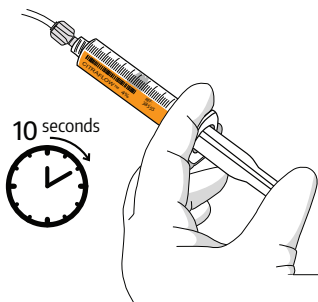
2

Remove and discard syringe cap.



3

Expel air from syringe. Do not allow air to be trapped in fluid path. Connect the syringe to the VAD. Use only with compatible luer lock connectors.



4

Slowly, over a 10 second period, instill the priming volume of CitraFlow™ solution into each VAD lumen, as a locking agent, in volumes corresponding to the luminal capacity as specified by the VAD manufacturer.



5

Remove and discard unused portions and empty syringes according to the institution's biohazardous waste policy.

* CitraFlow™ products are sterile field compatible